

Why Continuous Availability for Business Applications?

- **Why Continuous Availability for Business Applications?**
 - ▶ Most Business-Critical systems, processes and IT services are dependant upon multiple, underlying applications servers e.g.
 - ▶ SharePoint systems may include: -
 - IIS+MOSS, Query Server, Index Server, SQL Server etc.
 - ▶ Mobile Messaging systems may include: -
 - Exchange Server, BES, SQL Server, Symantec Antivirus etc.
 - ▶ Web Applications may include: -
 - IIS, Biztalk Server, Fiserv, SQL Server, Search Server etc.
 - ▶ In order to eliminate End-User and Business-Critical system downtime, all of the key application servers must be fully protected and managed
 - ▶ Hybrid physical and virtual architectures will exist for some time to come
 - ▶ Neverfail's solves this problem, by providing a Business-Centric management and protection solution for Business-Critical systems

The Market Evolution of Continuous Availability

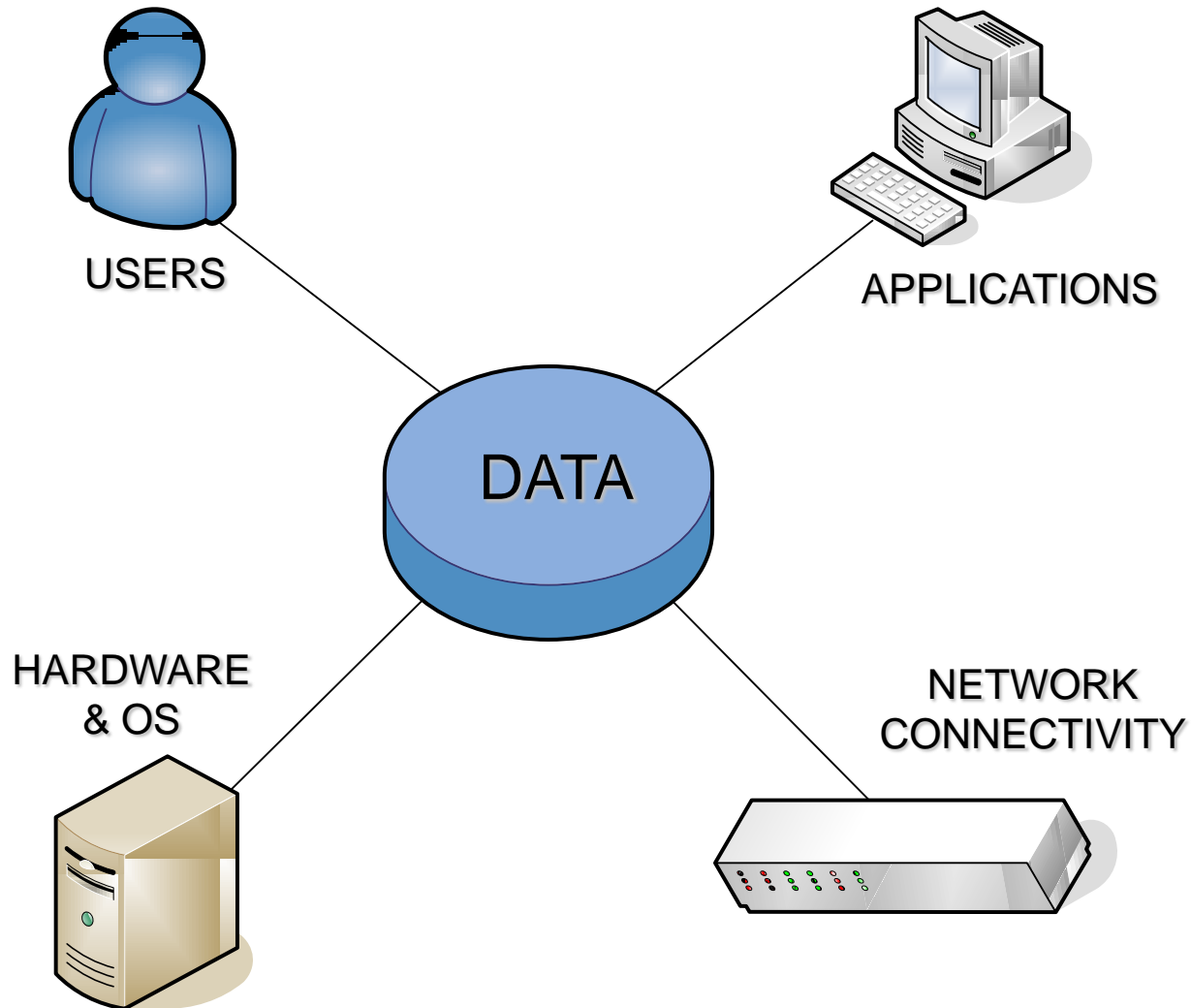


Continuous Availability for Business Applications

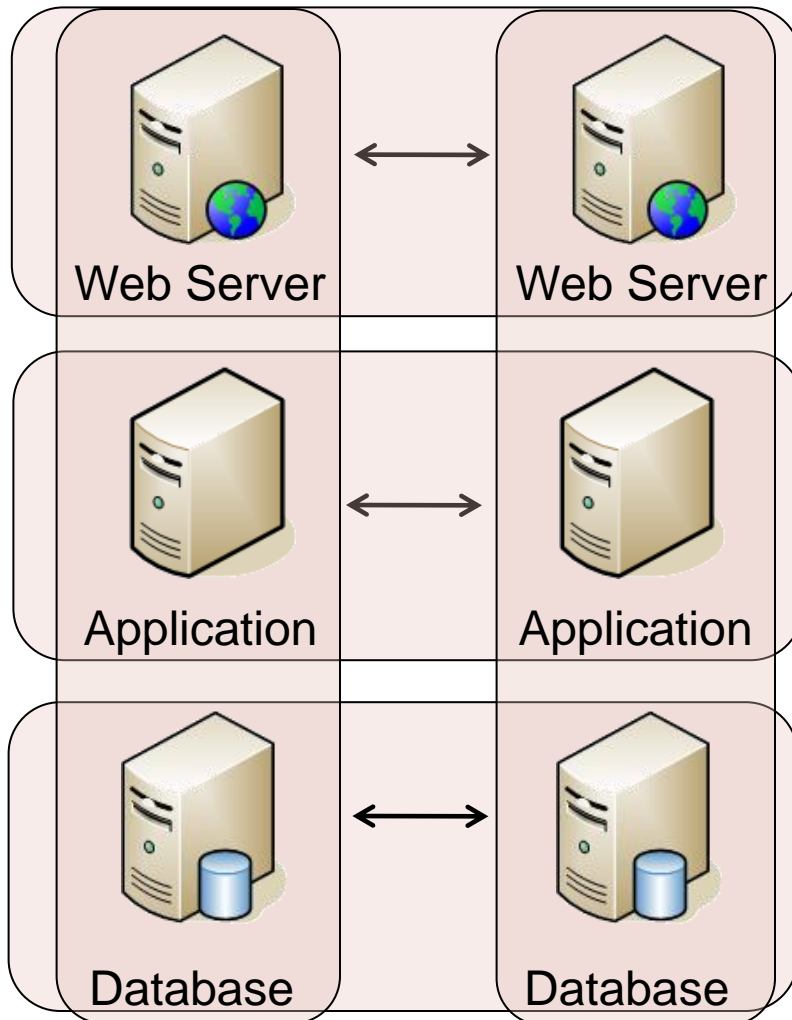
Why Neverfail

- ▶ ***Eliminates Downtime*** for End-Users and Business Applications
 - ▶ No Loss of Business
 - ▶ No Loss of Productivity
 - ▶ No Loss of Service Levels
 - ▶ No Loss of Reputation (with Key Users or Customers)
- ▶ Provides a ***Business-Centric View of Business Applications, Application Servers, IT Services and their Interdependencies***
- ▶ Provides a ***Single Point of Management and Control*** for Continuous Availability
- ▶ ***Avoids*** Unscheduled & Scheduled ***Downtime***
- ▶ ***Reduces risk*** for virtualization ***projects***

Protecting the Entire Application Ecosystem

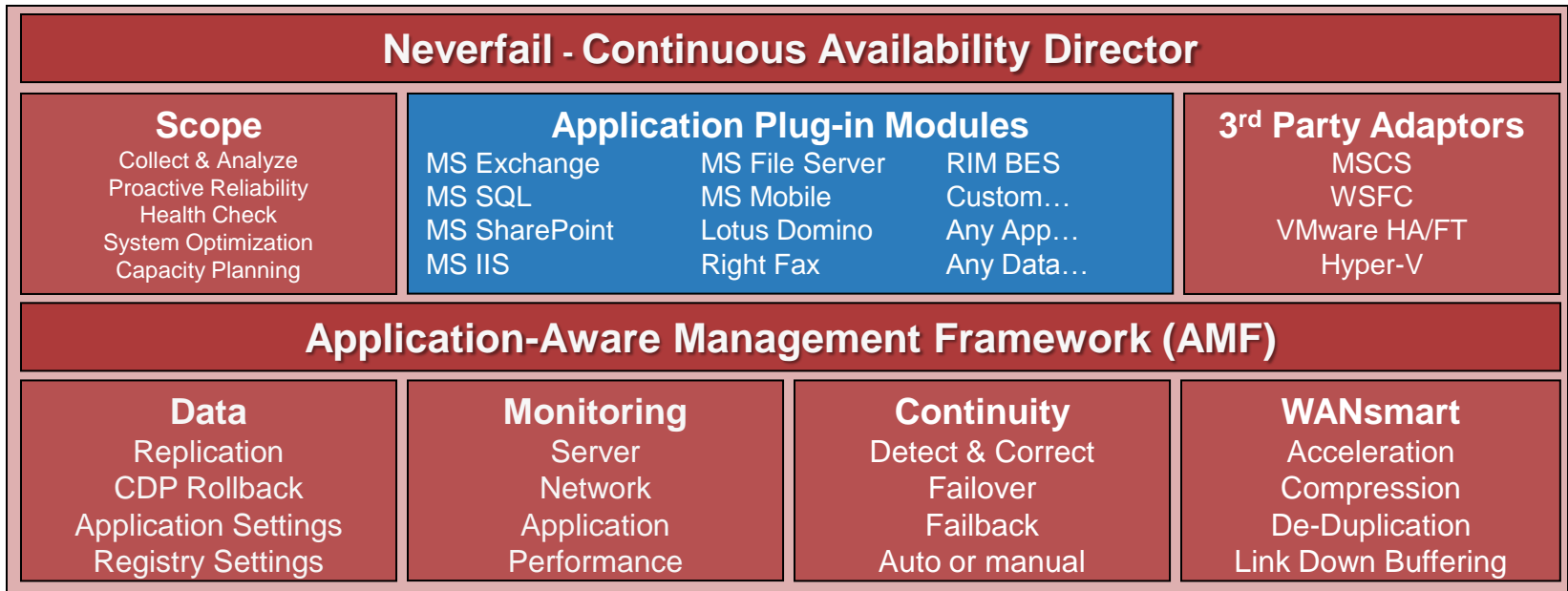


Business-Centric Management & Protection



Neverfail takes a Business-Centric approach and Traditionally, servers of the complete business application function are grouped together for availability protection

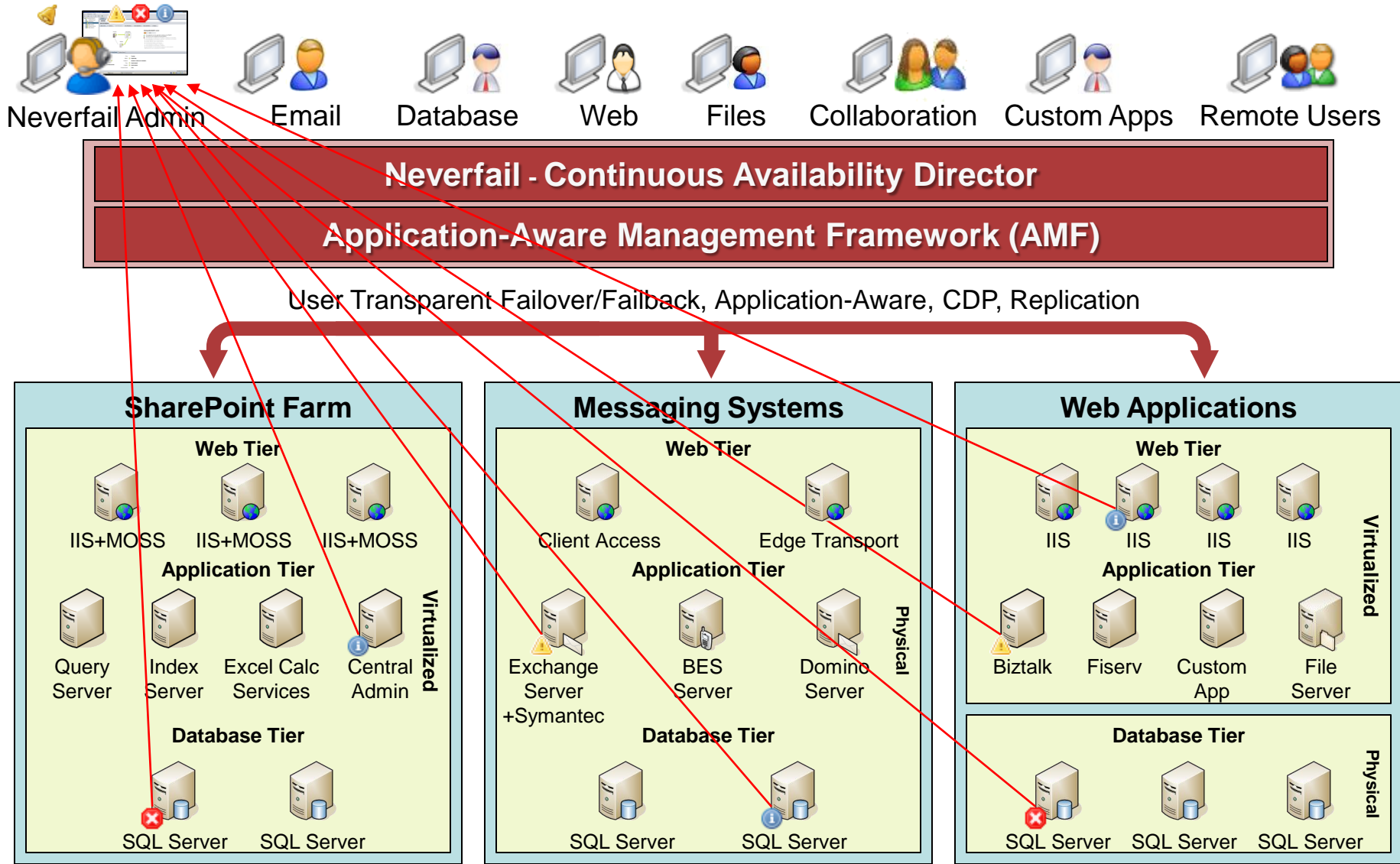
Neverfail High Level Architecture



User Transparent Failover/Failback, Application-Aware, CDP, Replication

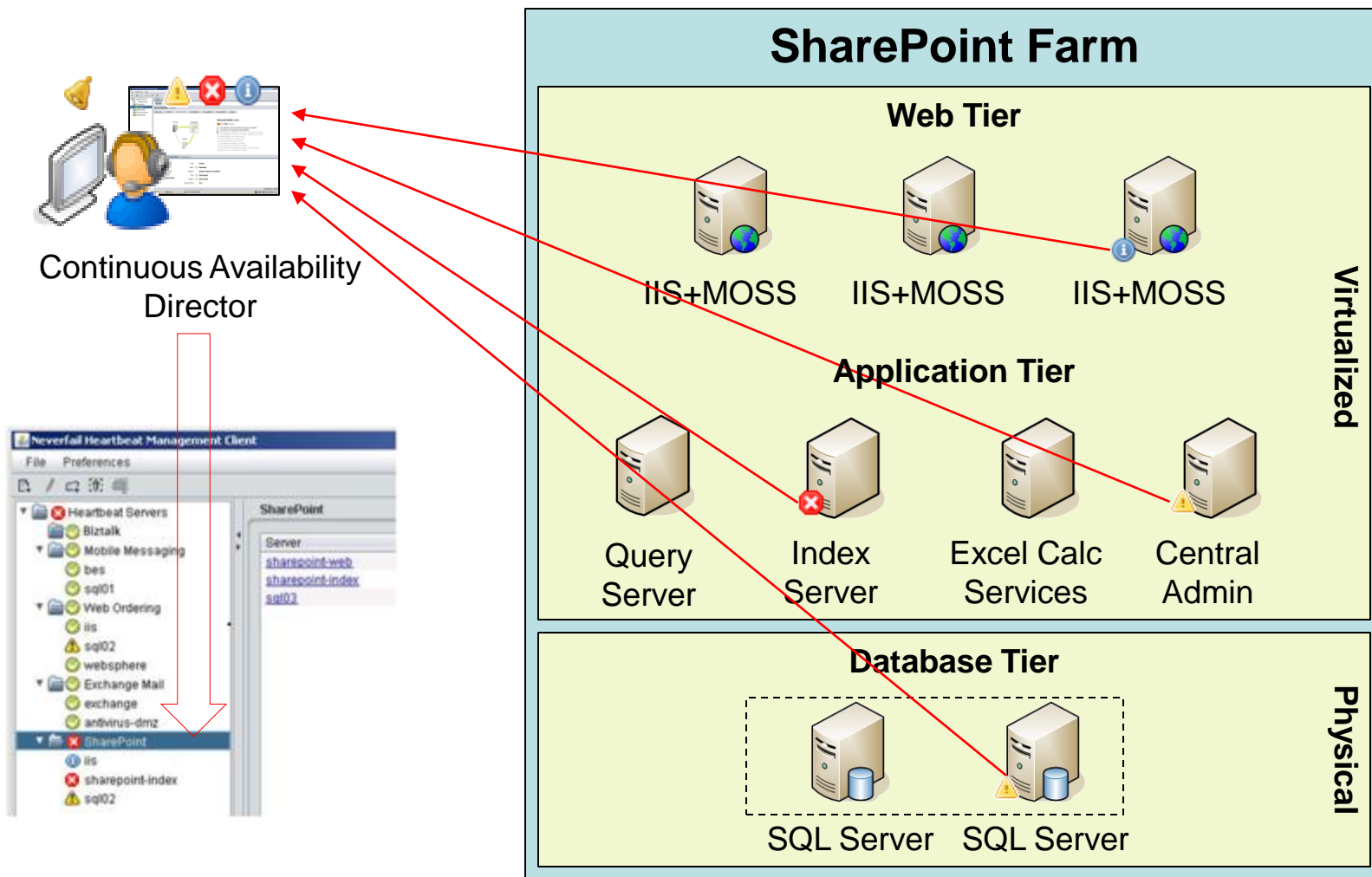


Continuous Availability for Business Applications



Example: Protecting a SharePoint Farm

- Managing and protecting SharePoint is much easier, with Neverfail



Neverfail topologies – HA Pair


“SERVER01”
(Shared AD identity)

Primary



192.168.10.10

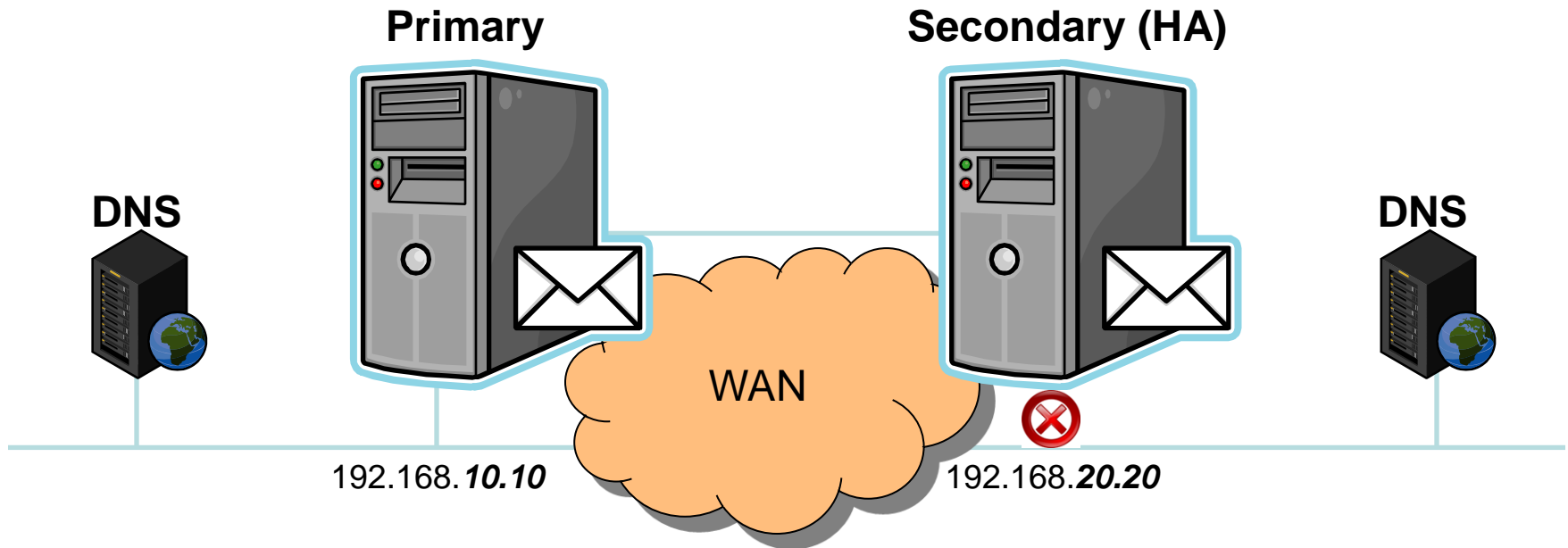
Secondary (HA)



192.168.10.10

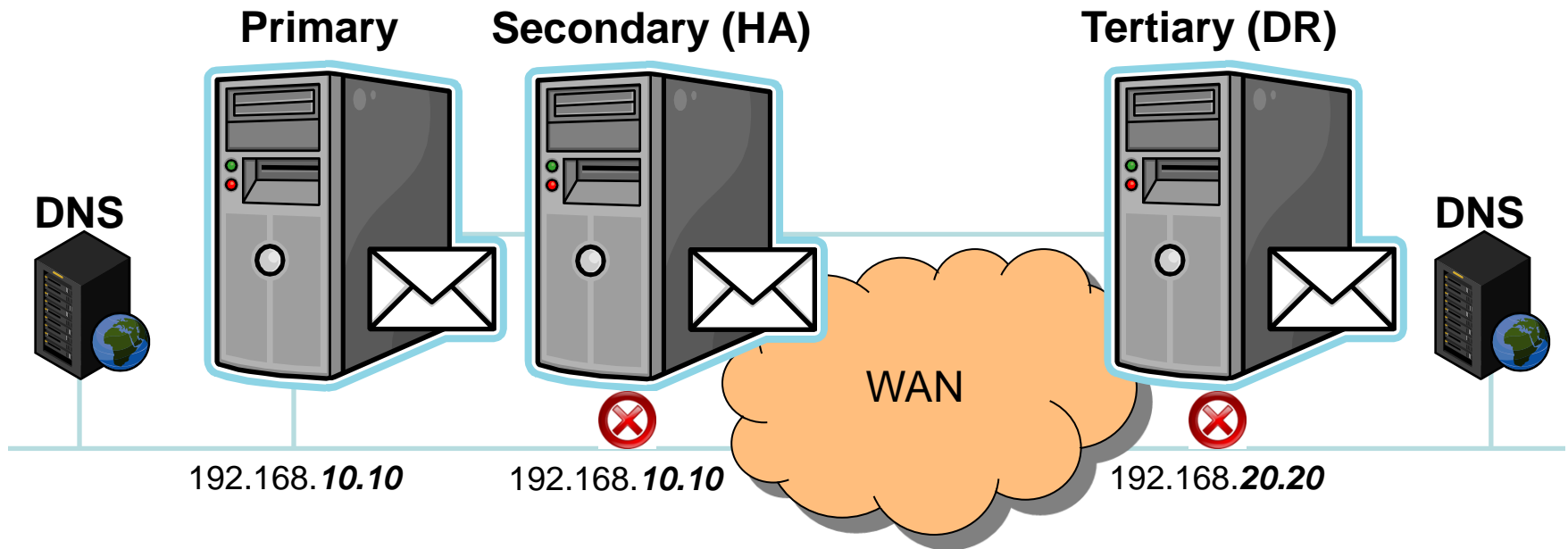
Neverfail topologies – DR Pair

“SERVER01”
(Shared AD identity)



Neverfail topologies – HA+DR Trio

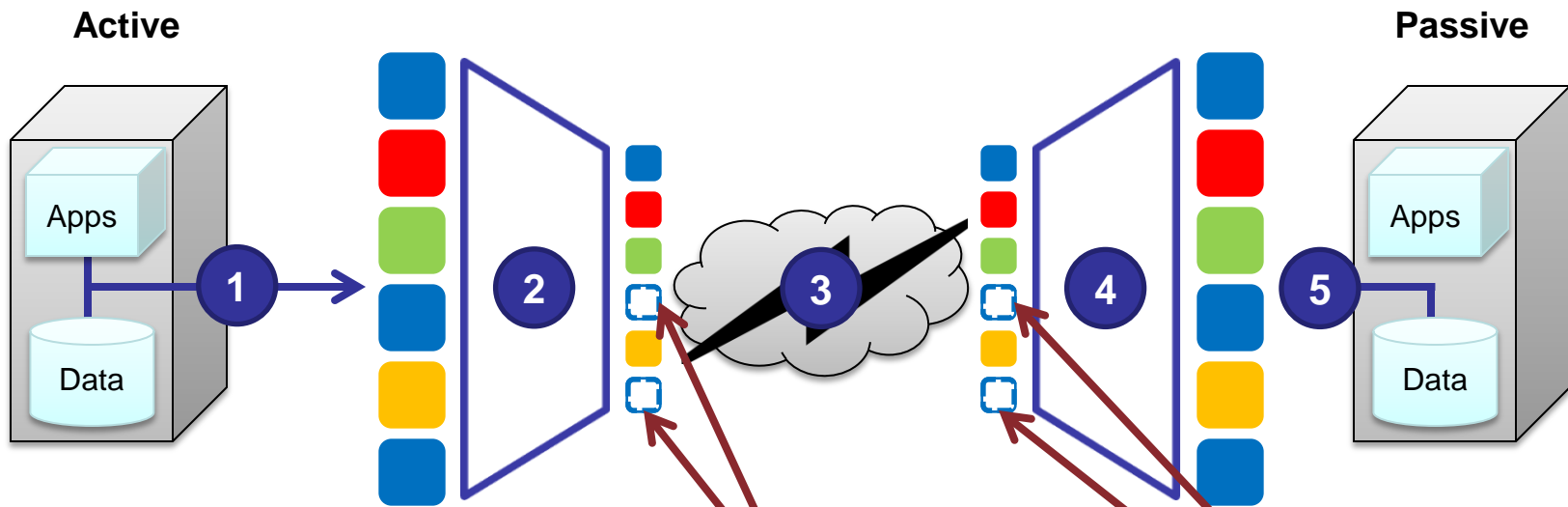
“SERVER01”
(Shared AD identity)



Neverfail topologies – HA+DR Trio (+ Virtualization)



WANSmart - Eliminating Network Bandwidth Barriers



1) Data changes intercepted

2) Compression + De-duplication

3) Transmission across WAN

4) Decompression + Re-constitution

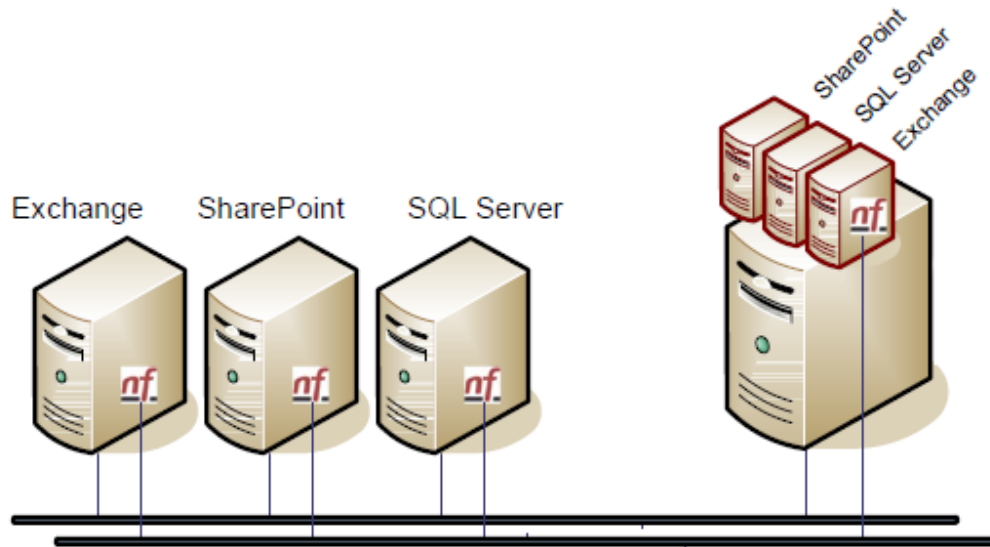
5) Data changes applied

Neverfail WANSmart™

Neverfail and Virtualization - vXtender

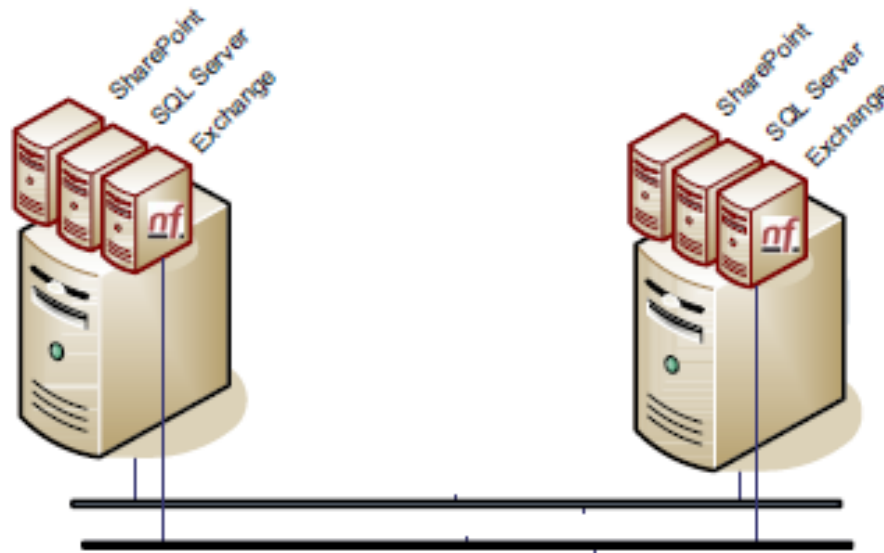
- Multiple applications require continuous availability
 - ▶ Failover multiple applications to a virtual host
- Ability to test and migrate to virtual platforms
 - ▶ Manual switchover available
 - ▶ No user downtime
 - ▶ Manual switchback
- Discrete application protection
 - ▶ No need for site recovery
 - ▶ Focus on most critical applications
- Reduce cost of HA/DR
 - ▶ SAN storage not required
 - ▶ Flexible NF license model

Leverage VMWare for Immediate Deployment



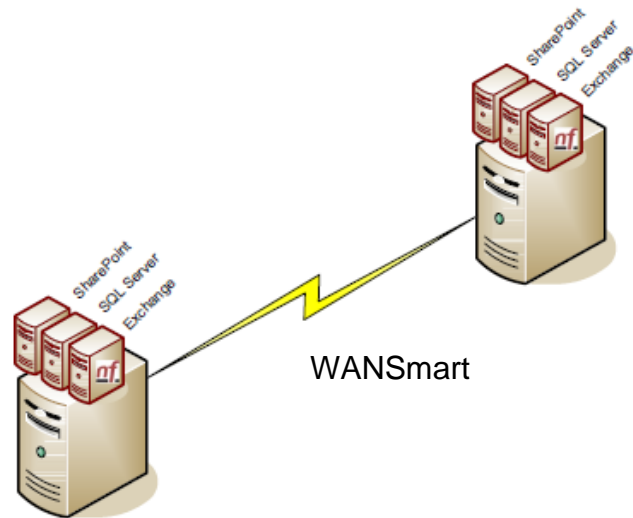
- ▶ No application disruption, primary applications untouched
- ▶ Consolidation of secondary servers reduces HA costs
- ▶ Slots into existing infrastructures
- ▶ Facilities virtualization testing
- ▶ Virtual consolidation of NF licensing

Business Application protection after Virtualization



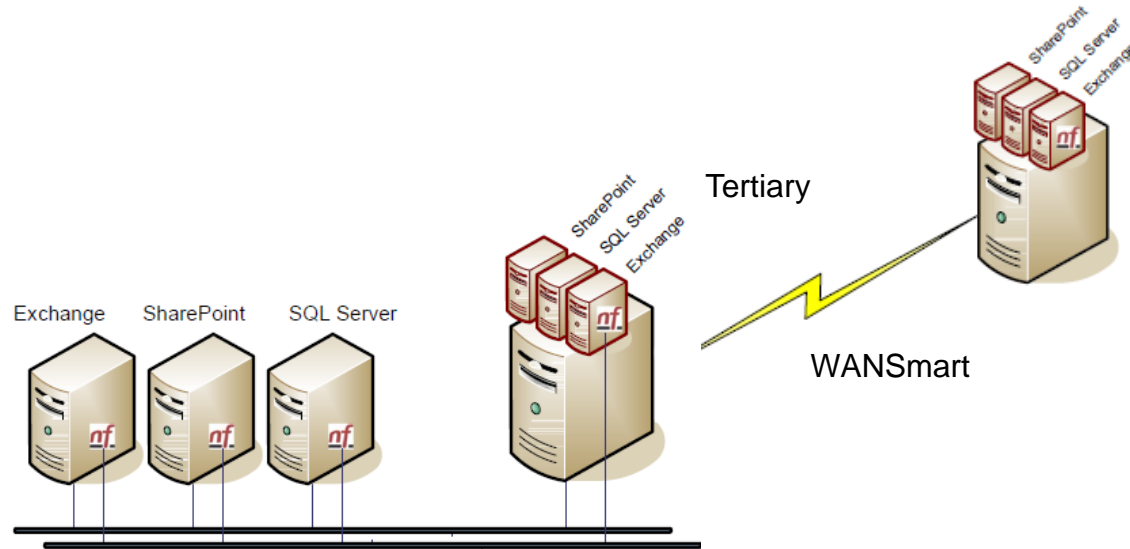
- ▶ Provides HA for server consolidation projects
- ▶ Consolidation of secondary servers reduces HA costs
- ▶ No dependency on SAN, shared nothing infrastructure
- ▶ Application failover for planned maintenance
- ▶ Fully virtually NF licensing

Cost Effective DR Deployment



- ▶ Provides DR for server consolidation projects
- ▶ Consolidation of secondary servers reduces DR costs
- ▶ WANSmart reduces bandwidth costs
- ▶ No dependency on SAN, significant cost reduction
- ▶ Flexible Application failover, site recovery not required

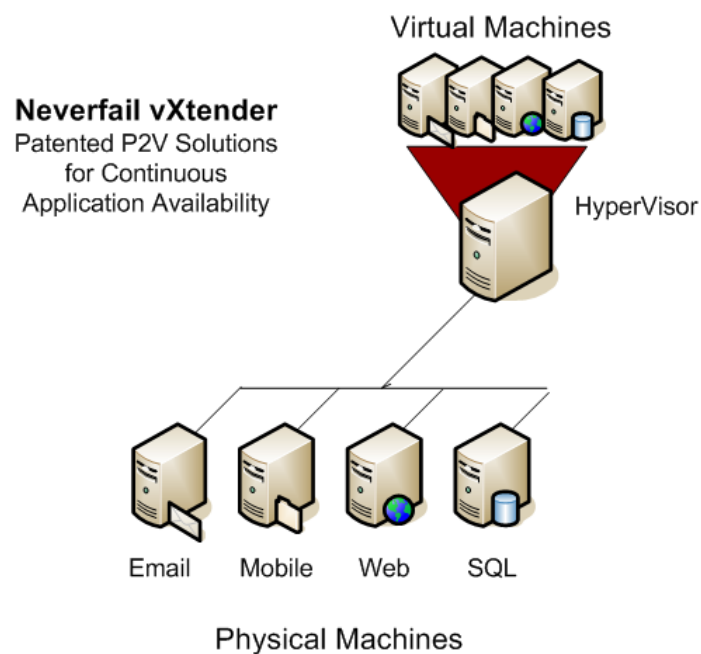
Fully Integrated Deployment for HA and DR



- ▶ Provides local HA and remote DR
- ▶ Fully automated option
- ▶ Minimum bandwidth, maximum flexibility
- ▶ Application failover
- ▶ Maximum RoI

Neverfail vXtender Summary

- ▶ Leverage server consolidation benefits to provide business continuity platforms
- ▶ Works for Physical and Virtual Applications
- ▶ Rapid implementation into existing infrastructures
- ▶ Shared storage is **not** a pre-requisite
- ▶ Supports Wan and LAN deployment addressing high availability and disaster recovery needs
- ▶ Automated or single-click failover and switchback
- ▶ Addresses planned and unplanned outages
- ▶ Focused on application availability, not just data
- ▶ Enables interruption free virtualization testing and migration with no downtime
- ▶ Particularly cost-effective for multiple applications
- ▶ All the benefits of Neverfail Continuous Application Availability



Summary

- Neverfail provides **Continuous Availability** for mission-critical Windows applications across physical and virtual platforms
- Neverfail and VMware provide a **compelling and cost effective** HA/DR Platform
- Neverfail's integration with VMware supports a **low risk means to migrate** from a physical infrastructure to a virtual infrastructure
- On-going integration of Neverfail and VMware technologies will further automate the process of managing availability and be **a first step towards the virtual cloud**

Questions?